



ACT Recap

SAT Recap

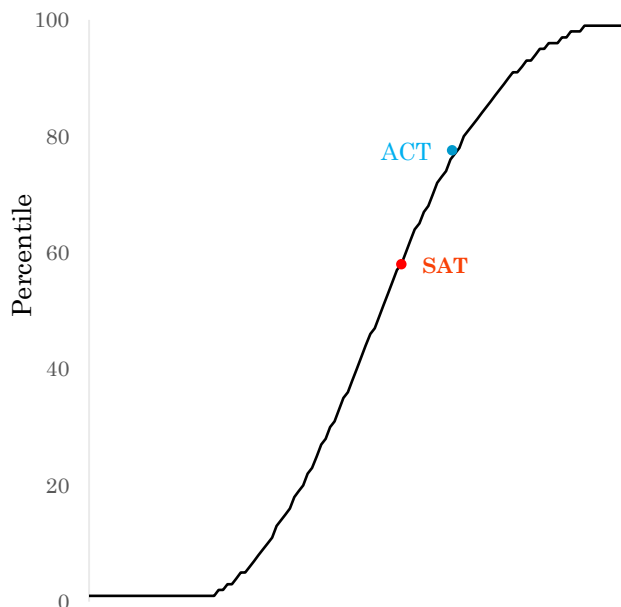
Composite Score	25
English	23
Math	24
Reading	22
Science	29

Total Score	1100
Reading and Writing	560
Math	540

Percent Correct Per Section

	# Right	# Wrong	# Blank	% Correct		# Right	# Wrong	# Blank	% Correct
ACT English	23	14	0	69%	SAT Verbal	20	13	0	61%
ACT Math	18	12	0	60%	SAT Math	17	10	0	63%
ACT Reading	12	8	0	60%					
ACT Science	16	4	0	80%					

Percentiles/Preferences



Approximate SAT Percentile
58

Approximate ACT Percentile
78

Based on these percentiles, it seems you have moderate ACT aptitude

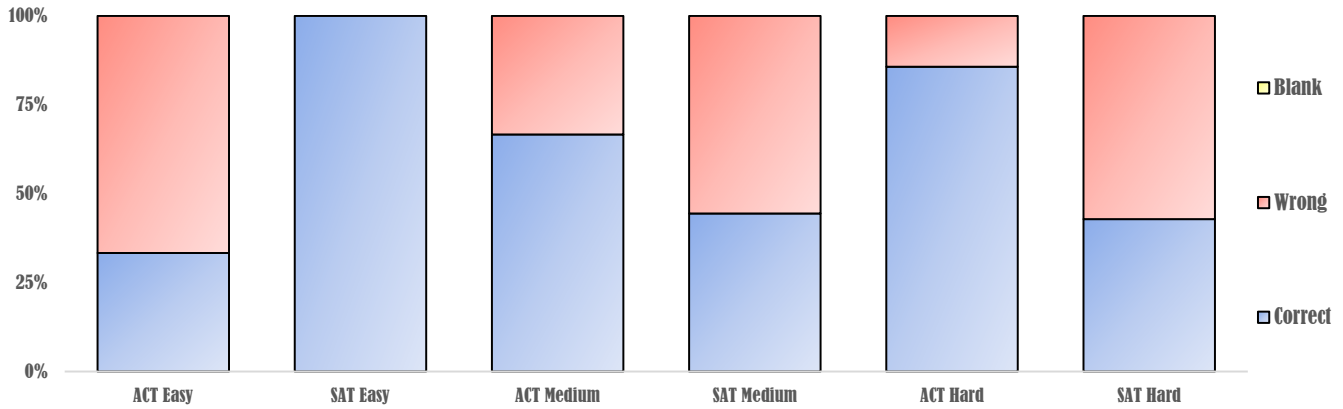
On your test, you said you had an SAT preference.

Sample Student

Reading Analysis Report

BREAKDOWN BY DIFFICULTY

The graph below shows the percent correct for each difficulty level on the Reading section.



BREAKDOWN BY TOPIC

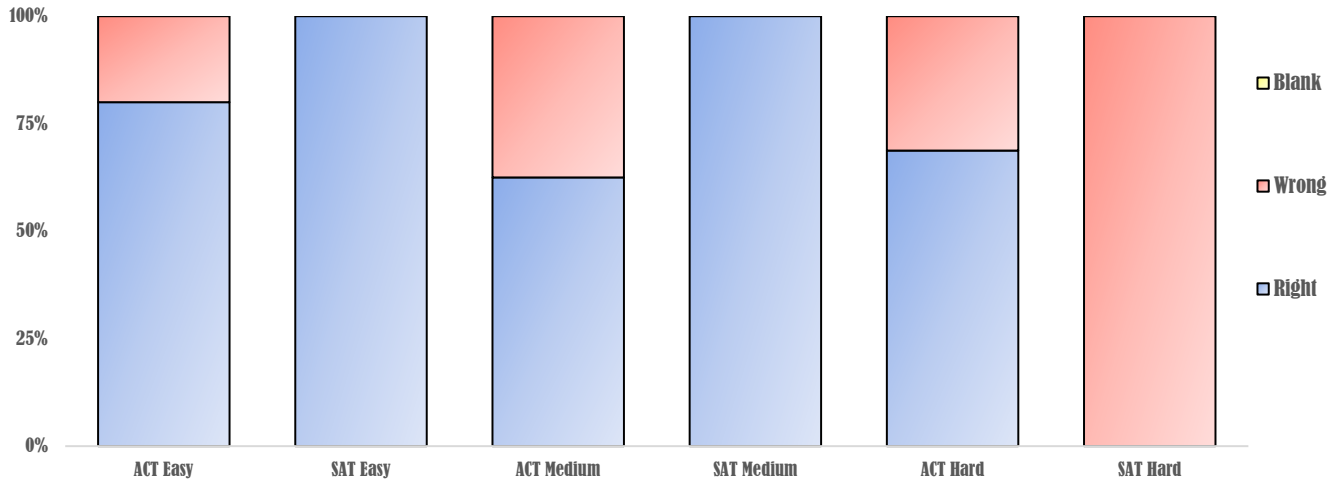
	Right	Wrong	Blank	Total	Percent Correct	
					Correct	Wrong
(SAT) Inferences	1	1	0	2	50%	50%
(ACT) Close Reading	0	3	0	3	0%	100%
(SAT) Words in Context	3	2	0	5	60%	40%
(ACT) Word Meaning and Choice	1	1	0	2	50%	50%
(SAT) Central Ideas and Details	2	1	0	3	67%	33%
(ACT) Central Ideas and Themes	3	1	0	4	75%	25%
(SAT) Text Structure and Purpose	1	1	0	2	50%	50%
(ACT) Purpose and Point of View	2	1	0	3	67%	33%
(ACT) Text Structure	1	0	0	1	100%	0%
(ACT) Relationships	1	2	0	3	33%	67%
(ACT) Arguments	1	0	0	1	100%	0%
(ACT) Multiple Texts	3	0	0	3	100%	0%
(SAT) Textual Command of Evidence	2	2	0	4	50%	50%
(SAT) Quantitative Command of Evidence	2	0	0	2	100%	0%
(SAT) Rhetorical Synthesis	2	2	0	4	50%	50%

Sample Student

Writing Analysis Report

BREAKDOWN BY DIFFICULTY

The graph below shows the percent correct for each difficulty level on the Writing section.



BREAKDOWN BY TOPIC

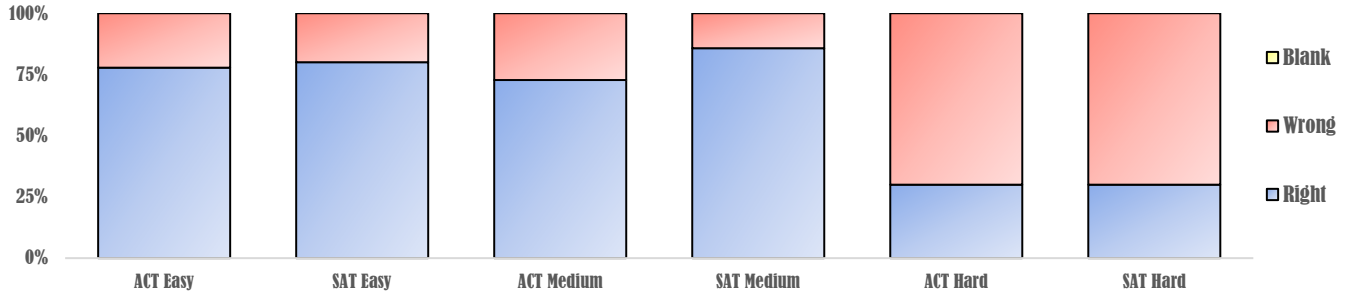
Topic	Percent Correct			
	Right	Wrong	Blank	Total
(SAT) Punctuation	4	4	0	8
(ACT) Punctuation	8	2	0	10
(SAT) Grammar and Usage	2	1	0	3
(ACT) Grammar and Usage	7	5	0	12
(ACT) Topic Development	6	4	0	10
(ACT) Organization	4	1	0	5
(ACT) Knowledge of Language	6	2	0	8

Sample Student

Math Analysis Report

BREAKDOWN BY DIFFICULTY

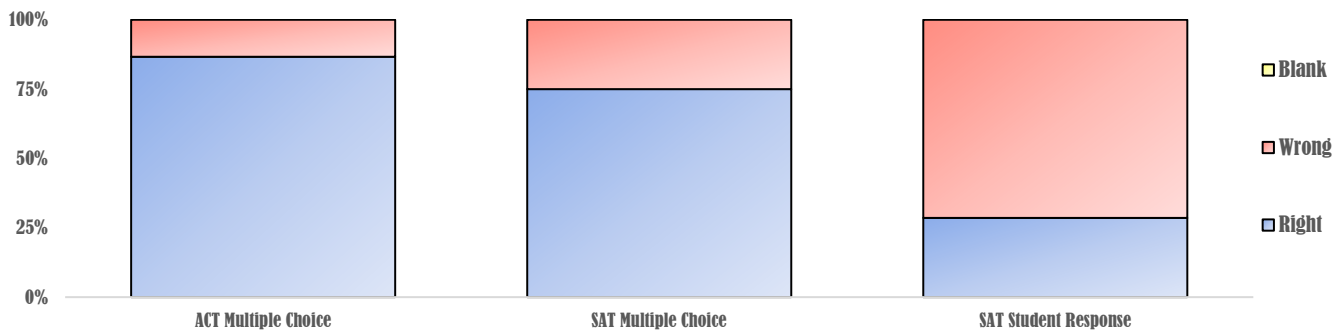
The graph below shows the percent correct for each difficulty level on the math section.



BREAKDOWN BY DOMAIN

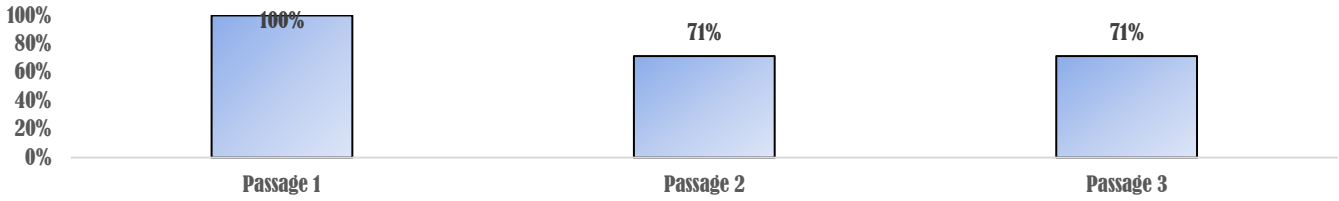
	Right	Wrong	Blank	Total	Percent Correct
(SAT) Prealgebra and Statistics	2	2	0	4	
(ACT) Prealgebra and Statistics	8	2	0	10	
(SAT) Algebra 1	5	1	0	6	
(ACT) Algebra 1	1	2	0	3	
(SAT) Algebra 2	6	4	0	10	
(ACT) Algebra 2	4	4	0	8	
(SAT) Geometry and Trigonometry	1	3	0	4	
(ACT) Geometry and Trigonometry	5	4	0	9	

BREAKDOWN BY QUESTION TYPE



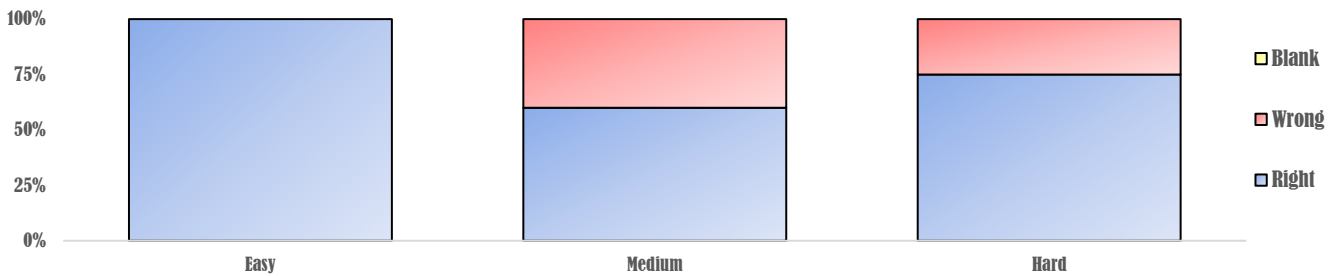
PASSAGE ANALYSIS

The graph below shows the percent correct on each Science passage for each test type.



BREAKDOWN BY DIFFICULTY

The graph below shows the percent correct for each difficulty level on the Science section.



BREAKDOWN BY TOPIC

	Right	Wrong	Blank	Total	Percent Correct
(ACT) Finding Data	2	0	0	2	100%
(ACT) Model Analysis	2	0	0	2	100%
(ACT) Data Comparison/Combination	2	1	0	3	67%
(ACT) Support/Contradictions	3	0	0	3	100%
(ACT) Application	1	0	0	1	100%
(ACT) Hypothesis and Predictions	1	2	0	3	33%
(ACT) Model Consistency	1	0	0	1	100%
(ACT) Experimental Design	0	1	0	1	0%
(ACT) Tools and Function	0	0	0	0	0%
(ACT) Methods and Procedures	1	0	0	1	100%
(ACT) Implications and Predictions	1	0	0	1	100%
(ACT) Variable Relationships	2	0	0	2	100%



Section 1—ACT English

	1	2	3	4	5	6	7	8	9	10	11	12	13	14	15	16	17	18	19	20	21	22	23	24	25	26	27	28	29	30
Correct	C	J	A	F	C	J	B	G	A	J	B	J	C	F	C	F	D	J	C	J	B	J	D	J	B	H	B	H	A	H
You	A	J	A	J	C	J	B	G	B	J	B	J	C	F	C	F	C	G	C	J	B	F	D	H	B	G	A	G	A	H
Difficulty	2	2	1	4	3	1	4	3	4	3	3	4	5	3	4	3	3	2	4	1	5	3	2	5	4	2	1	4	3	5

	31	32	33	34	35	36	37	38	39	40	41	42	43	44	45
Correct	A	G	A	J	A	H	D	G	C	F	C	J	B	G	C
You	A	G	A	J	A	G	D	G	C	F	C	F	C	G	D
Difficulty	1	3	2	4	3	3	5	4	3	2	2	4	3	3	3

Section 2—ACT Math

	1	2	3	4	5	6	7	8	9	10	11	12	13	14	15	16	17	18	19	20	21	22	23	24	25	26	27	28	29	30
Correct	E	B	C	B	D	B	D	A	D	A	E	E	D	E	C	B	D	E	C	D	A	D	E	D	D	D	A	B	D	B
You	E	C	C	B	D	B	D	A	D	C	E	C	A	E	C	B	D	E	B	D	B	C	D	D	B	D	A	D	B	D
Difficulty	1	1	1	1	1	1	1	2	1	1	2	2	2	2	2	2	2	2	2	2	3	3	3	3	3	3	3	3	3	3

Section 3—ACT Reading

	1	2	3	4	5	6	7	8	9	10	11	12	13	14	15	16	17	18	19	20
Correct	D	F	C	J	D	J	B	H	B	F	D	F	B	G	D	G	C	H	B	J
You	A	G	C	J	D	F	D	H	B	F	D	F	D	F	D	G	A	H	B	H
Difficulty	1	4	4	3	3	4	3	2	4	3	3	4	5	1	2	3	2	3	1	4

Section 4—ACT Science

	1	2	3	4	5	6	7	8	9	10	11	12	13	14	15	16	17	18	19	20
Correct	D	H	B	G	B	F	C	J	C	J	B	F	B	H	B	G	A	H	D	J
You	D	H	B	G	B	F	C	J	A	J	C	F	B	J	B	G	A	G	D	J
Difficulty	1	1	2	3	3	4	5	1	2	2	3	4	4	5	1	1	2	2	3	4

Section 5—SAT Reading and Writing

	1	2	3	4	5	6	7	8	9	10	11	12	13	14	15	16	17	18	19	20	21	22	23	24	25	26	27	28	29	30
Correct	C	D	C	B	B	C	D	C	C	C	C	C	C	D	D	B	A	D	C	A	A	C	B	A	D	B	D	A	B	C
You	C	D	C	C	A	C	D	C	B	B	A	D	C	D	D	B	C	D	C	A	A	C	C	D	B	C	D	A	B	C
Difficulty	1	1	2	3	3	1	1	2	3	2	3	2	1	3	3	3	2	2	1	2	2	2	3	3	3	3	1	2	2	1

	31	32	33
Correct	D	B	C
You	D	C	A
Difficulty	1	2	2

Section 6—SAT Math

	1	2	3	4	5	6	7	8	9	10	11	12	13	14	15
Correct	A	D	D	D	A	31	11	D	B	B	A	B	0.5, 1/2	7.5, 15/2	B
You	A	D	D	D	A	36	11	D	B	B	A	B	1/2	87.45	B
Difficulty	1	1	1	1	1	1	1	1	2	1	2	2	2	1	2

	16	17	18	19	20	21	22	23	24	25	26	27
Correct	C	D	D	D	37.8, 189/5	-24	D	A	C	D	A	54
You	C	A	D	D	21	-6	C	D	C	B	C	28
Difficulty	2	2	3	3	3	3	3	3	3	3	3	3

*Difficulty Scale: 1 (easiest) → 5 (hardest)